

gptforslides.app

GPT for Slides

In this step by step docs, you will see how to use **AI to generate beautiful presentations in seconds for free**. The whole setup process will take 8 min, then you can generate presentation in less than 60 sec and require no money.

Get started with GPT for Slides

GPT for Slides

Get started with GPT for Slides

Install the add-on (1 min)

Create OpenAI Account and get API key (4 min)

Setup API key to MagicSlides (2 min)

Create your First Presentation with AI (2 min)

Install the add-on (1 min)

- Go to [installation page](#)
- Click on the Install button



MagicSlides App

Create Presentation Slides with AI in seconds

By: [IndianAppGuy Tech Private Limited](#)

Listing updated: February 18, 2023

Install

MagicSlides App - Google Workspace Marketplace

Create Presentation Slides with AI in seconds

https://workspace.google.com/marketplace/app/magicslides_app/371894645570

- Click on **Continue**



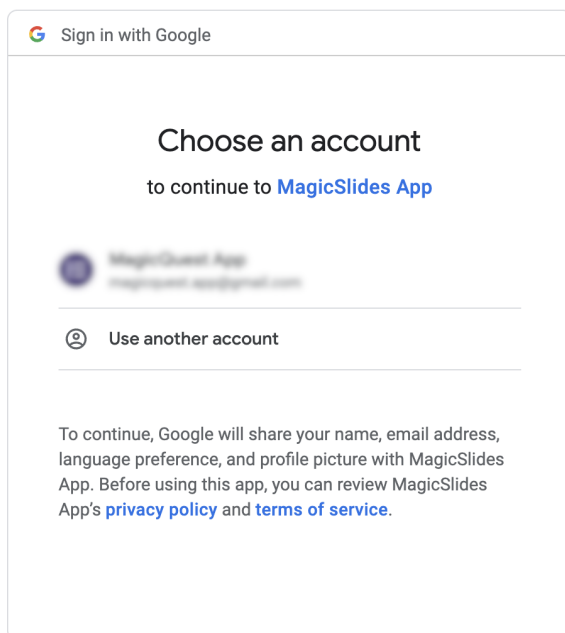
Get ready to install

MagicSlides App needs your permission in order to start installing.

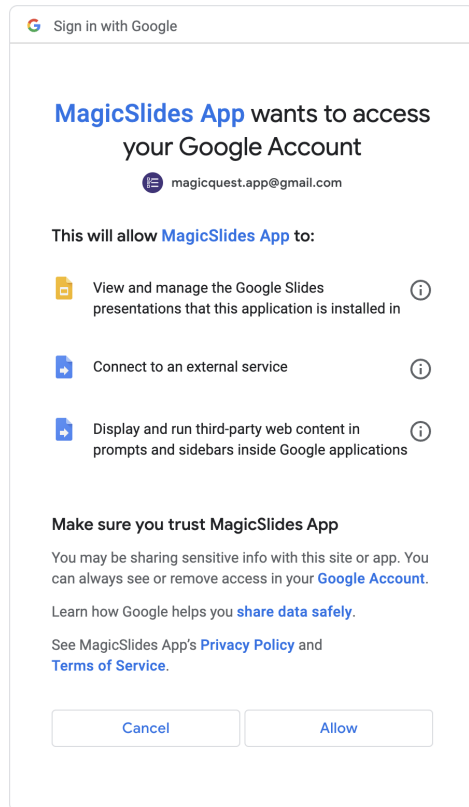
By clicking Continue, you acknowledge that your information will be used in accordance with the [terms of service](#) and [privacy policy](#) of this application.

CANCEL CONTINUE

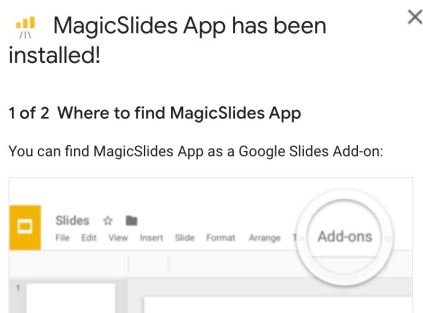
- Pick your Google account (it is recommend to be logged in with single gmail id, create new chrome profile if have more)



- Allow the requested permissions



- And you're done!, Yes It shows next option which sends to this page.



Create OpenAI Account and get API key (4 min)

To create OpenAI key we need to SignUp for OpenAI account and then verify with mobile number and then generate a key.




Creating OpenAI Account does not cost money, Initially you get \$18 in credits which is enough to generate 900 presentations 🤖 😊.

- visit <https://platform.openai.com/signup> , Either use Google / Microsoft Signup or Email. It will also ask for phone number verification.

Create your account


Email address


☐ I'm not a robot 
reCAPTCHA
[Privacy](#) - [Terms](#)

Continue


Already have an account? [Log in](#)


OR

 Continue with Google

 Continue with Microsoft Account

- Once Account is created visit <https://platform.openai.com/account/api-keys>

 [Overview](#) [Documentation](#) [Examples](#) [Playground](#) [Help](#) [IAG TI](#)




ORGANIZATION

Settings
Usage
Members
Billing

USER
API Keys

API keys

Your secret API keys are listed below. Please note that we do not display your secret API keys again after you generate them.

Do not share your API key with others, or expose it in the browser or other client-side code. In order to protect the security of your account, OpenAI may also automatically rotate any API key that we've found has leaked publicly.

SECRET KEY	CREATED	LAST USED	
sk-...	20 Jan 2023	10 Feb 2023	
sk-...	20 Jan 2023	10 Feb 2023	
sk-...	10 Feb 2023	10 Feb 2023	

+ Create new secret key

Default organization


- Now for new account you will have no keys there, Just Click **Create new secret key**

+ Create new secret key

- New key will be shown in Popup, Click Copy icon to **Copy it to your clipboard**

API key generated

Please save this secret key somewhere safe and accessible. For security reasons, **you won't be able to view it again** through your OpenAI account. If you lose this secret key, you'll need to generate a new one.

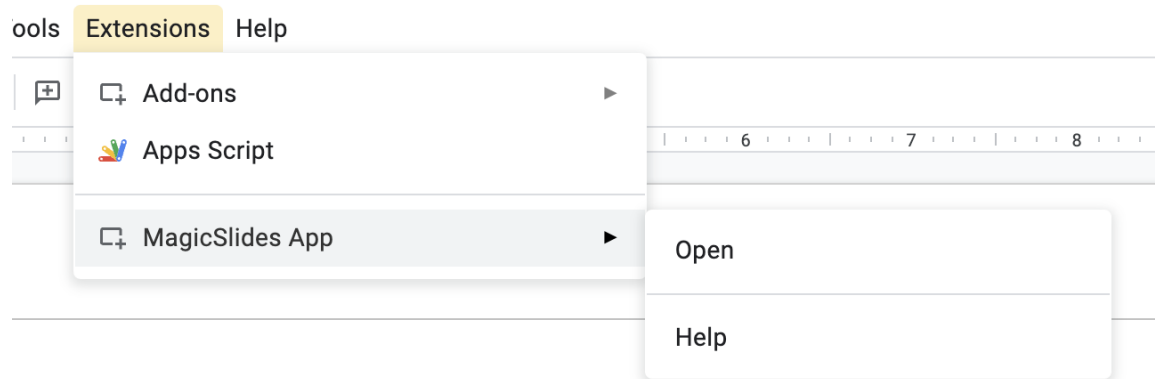


here is 1 min video on how to create OpenAI Account

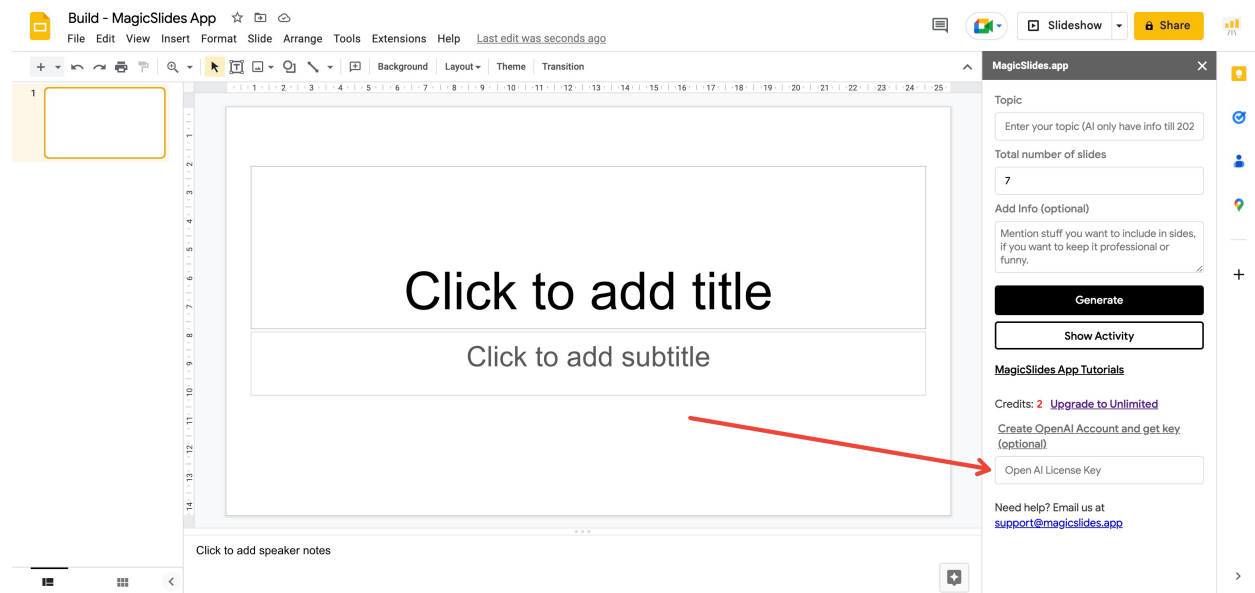
<https://www.youtube-nocookie.com/embed/0b49O19FyC8>

Setup API key to MagicSlides (2 min)

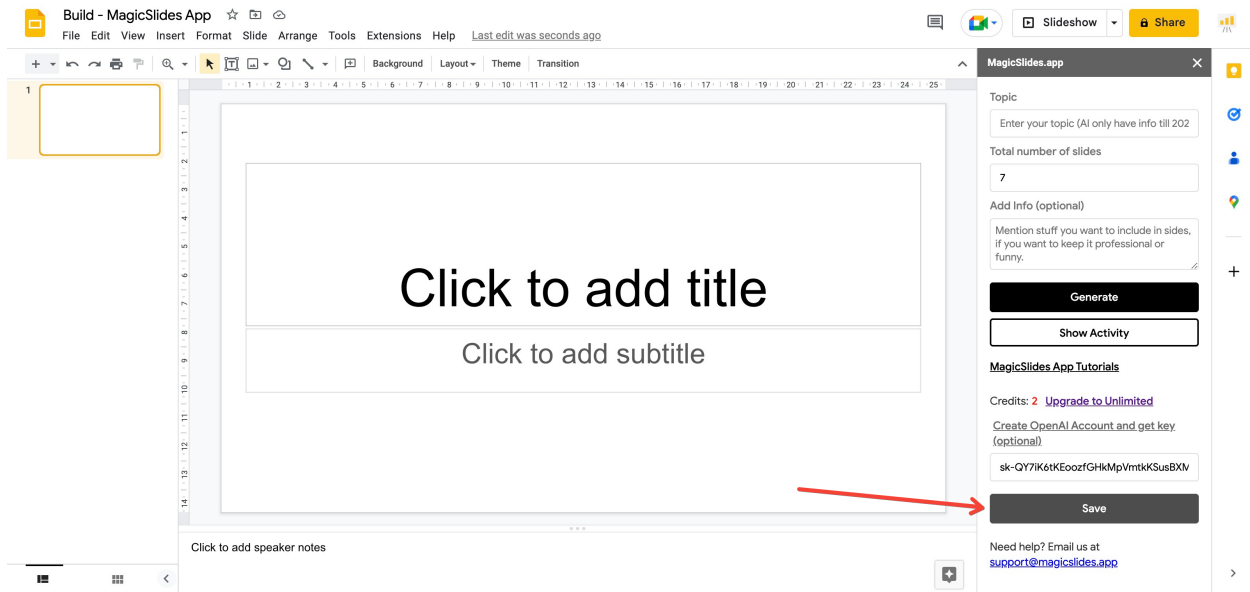
- Launch MagicSlides App, Just visit slide.new (to create new slide) and then Extensions > MagicSlides App > Open



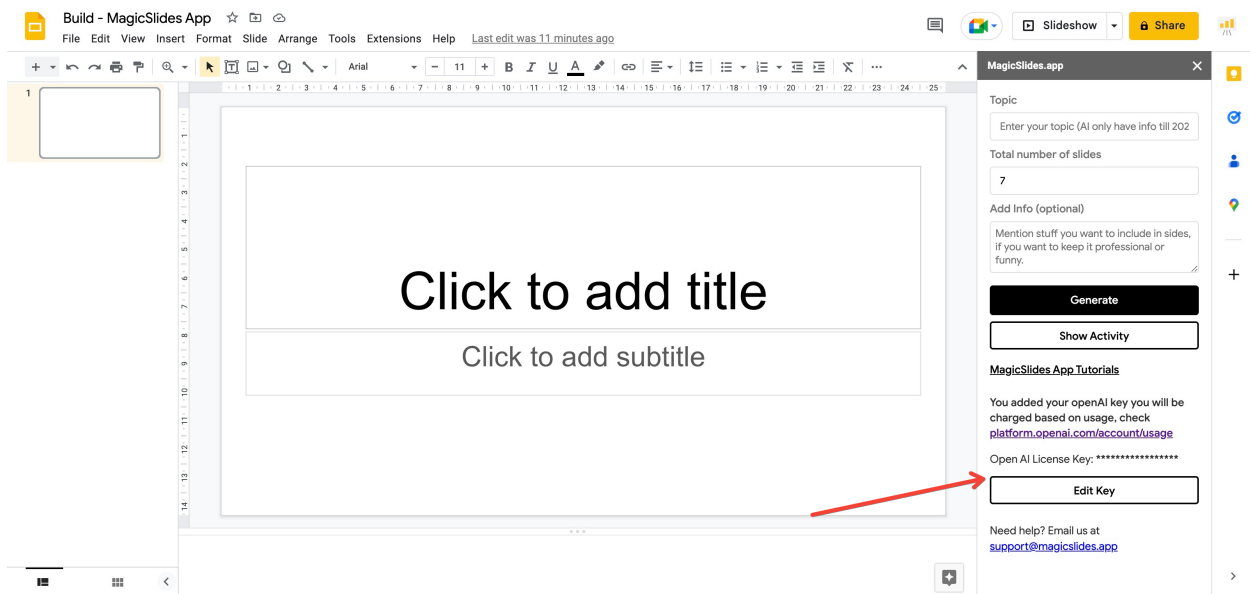
- You will see **input** to Add OpenAI license key



- Just paste your key there and click **Save**



- Done 🌟

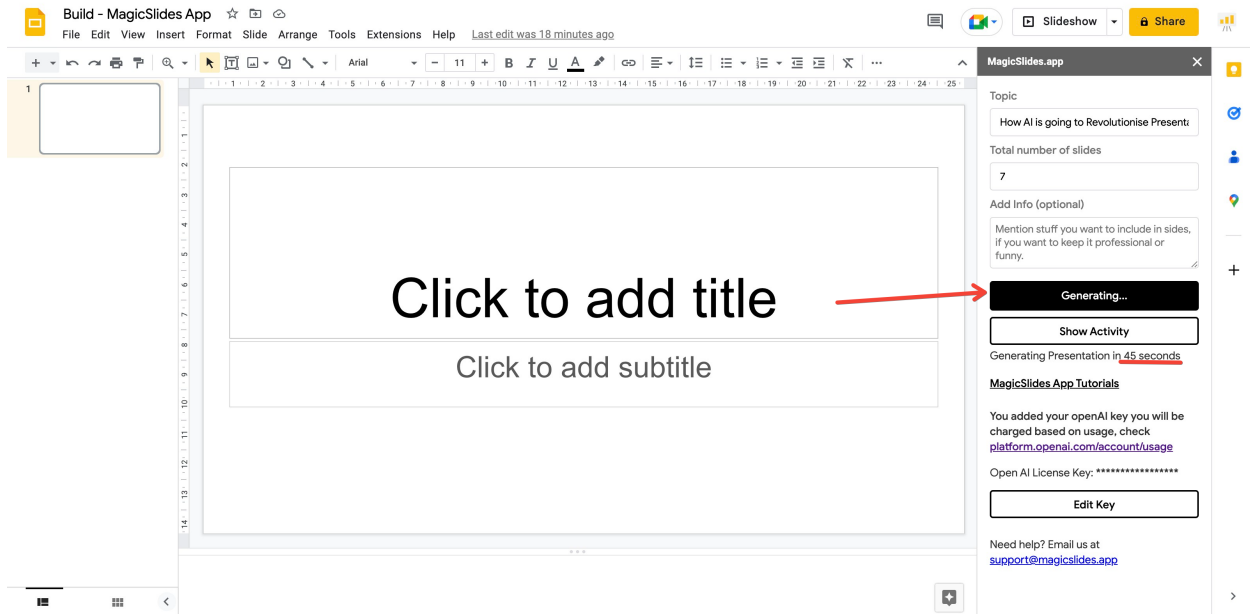


Create your First Presentation with AI (2 min)

- Enter Any Topic for the presentation, and update slide count and click generate. I provided

Topic: How AI is going to Revolutionise Presentation Creation
Slide Count: 7 (default)

and when i click **Generate**, it will start generating it shows countdown as well



- 🎉 Presentation is Successfully created.

